

Warranty – EasyFloat Pontoon Docks

Scope and Commitment

Floattech Sweden AB provides a 5-year performance warranty for EasyFloat Pontoon Docks, guaranteeing that the product's performance will not deteriorate during the first 5 years. Performance in this context refers to the dock's weight and buoyancy.

Floattech Sweden AB also provides a 2-year warranty on EasyFloat Pontoon Docks including accessories. This warranty covers defects in the product's material and manufacturing process.

In addition to the above warranties, the buyer retains the right to report defects in the product in accordance with the Swedish Consumer Sales Act.

Remedy of Defects

If the product deteriorates during the warranty period in a way that is covered by the warranty, the seller must be contacted in writing as soon as possible. The seller will then take appropriate action to remedy the defect.

Exclusions

If the buyer, without prior agreement with the seller, undertakes any actions to correct the defect, the seller shall not be responsible for any resulting additional costs and/or consequential damages.

The warranty does not cover damages caused by:

- Natural disasters or accidents *)
- Neglect or misuse
- Abnormal use
- Incorrect assembly, installation, or maintenance (see manufacturer's guidelines and instructions)

The warranty also does not cover Indirect or consequential damages.

*) Examples include ice break-up, fire, flooding, storms, pollution, electrolysis, etc.

Maintenance Instructions for EasyFloat Pontoon Docks

EasyFloat is made from maintenance-free materials. This means your dock requires very little upkeep. However, we recommend the following measures to ensure many worry-free years of use with your EasyFloat Pontoon Dock.

If you live in a warm climate where ice is not a threat to the product, you may prefer to leave your dock in the water year-round. However, we recommend taking the following steps annually. For those living in colder regions with ice issues, these steps should be performed when the dock is taken out in the autumn.

1. **Cleaning**

EasyFloat is best cleaned using a pressure washer, or alternatively with a stiff brush, water, and common cleaning agents. Marine growth like barnacles and algae under the dock may first need to be scraped off with a putty knife or similar tool.

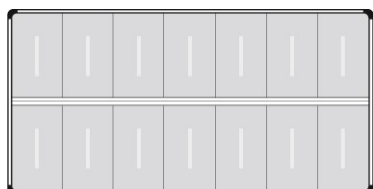
2. **Visual Inspection**

Check for any damage to the dock and ensure that no screws or accessories are loose.

3. **Storage and Drainage**

To prevent the float's volume and shape from changing due to temperature fluctuations, it is equipped with very small air holes. These holes are located on both short ends along the dock's sides. Because the float can "breathe," very small amounts of condensation may collect inside.

For this reason, it is best to store the dock on its side so any condensation can drain out through the air holes. Alternatively, you can stand the dock on its edge for a few minutes to drain and then store it flat.



Drain your dock by standing it on its side for a few minutes – preferably when taking it out of the water.

Warranty – EasyFloat Pontoon Docks

Scope and Commitment

Floattech Sweden AB provides a 5-year performance warranty for EasyFloat Pontoon Docks, guaranteeing that the product's performance will not deteriorate during the first 5 years. Performance in this context refers to the dock's weight and buoyancy.

Floattech Sweden AB also provides a 2-year warranty on EasyFloat Pontoon Docks including accessories. This warranty covers defects in the product's material and manufacturing process.

In addition to the above warranties, the buyer retains the right to report defects in the product in accordance with the Swedish Consumer Sales Act.

Remedy of Defects

If the product deteriorates during the warranty period in a way that is covered by the warranty, the seller must be contacted in writing as soon as possible. The seller will then take appropriate action to remedy the defect.

Exclusions

If the buyer, without prior agreement with the seller, undertakes any actions to correct the defect, the seller shall not be responsible for any resulting additional costs and/or consequential damages.

The warranty does not cover damages caused by:

- Natural disasters or accidents *)
- Neglect or misuse
- Abnormal use
- Incorrect assembly, installation, or maintenance (see manufacturer's guidelines and instructions)

The warranty also does not cover Indirect or consequential damages.

*) Examples include ice break-up, fire, flooding, storms, pollution, electrolysis, etc.

Maintenance Instructions for EasyFloat Pontoon Docks

EasyFloat is made from maintenance-free materials. This means your dock requires very little upkeep. However, we recommend the following measures to ensure many worry-free years of use with your EasyFloat Pontoon Dock.

If you live in a warm climate where ice is not a threat to the product, you may prefer to leave your dock in the water year-round. However, we recommend taking the following steps annually. For those living in colder regions with ice issues, these steps should be performed when the dock is taken out in the autumn.

1. **Cleaning**

EasyFloat is best cleaned using a pressure washer, or alternatively with a stiff brush, water, and common cleaning agents. Marine growth like barnacles and algae under the dock may first need to be scraped off with a putty knife or similar tool.

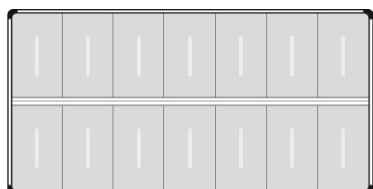
2. **Visual Inspection**

Check for any damage to the dock and ensure that no screws or accessories are loose.

3. **Storage and Drainage**

To prevent the float's volume and shape from changing due to temperature fluctuations, it is equipped with very small air holes. These holes are located on both short ends along the dock's sides. Because the float can "breathe," very small amounts of condensation may collect inside.

For this reason, it is best to store the dock on its side so any condensation can drain out through the air holes. Alternatively, you can stand the dock on its edge for a few minutes to drain and then store it flat.



Drain your dock by standing it on its side for a few minutes – preferably when taking it out of the water.

Warranty – EasyFloat Pontoon Docks

Scope and Commitment

Floattech Sweden AB provides a 5-year performance warranty for EasyFloat Pontoon Docks, guaranteeing that the product's performance will not deteriorate during the first 5 years. Performance in this context refers to the dock's weight and buoyancy.

Floattech Sweden AB also provides a 2-year warranty on EasyFloat Pontoon Docks including accessories. This warranty covers defects in the product's material and manufacturing process.

In addition to the above warranties, the buyer retains the right to report defects in the product in accordance with the Swedish Consumer Sales Act.

Remedy of Defects

If the product deteriorates during the warranty period in a way that is covered by the warranty, the seller must be contacted in writing as soon as possible. The seller will then take appropriate action to remedy the defect.

Exclusions

If the buyer, without prior agreement with the seller, undertakes any actions to correct the defect, the seller shall not be responsible for any resulting additional costs and/or consequential damages.

The warranty does not cover damages caused by:

- Natural disasters or accidents *)
- Neglect or misuse
- Abnormal use
- Incorrect assembly, installation, or maintenance (see manufacturer's guidelines and instructions)

The warranty also does not cover Indirect or consequential damages.

*) Examples include ice break-up, fire, flooding, storms, pollution, electrolysis, etc.

Maintenance Instructions for EasyFloat Pontoon Docks

EasyFloat is made from maintenance-free materials. This means your dock requires very little upkeep. However, we recommend the following measures to ensure many worry-free years of use with your EasyFloat Pontoon Dock.

If you live in a warm climate where ice is not a threat to the product, you may prefer to leave your dock in the water year-round. However, we recommend taking the following steps annually. For those living in colder regions with ice issues, these steps should be performed when the dock is taken out in the autumn.

1. **Cleaning**

EasyFloat is best cleaned using a pressure washer, or alternatively with a stiff brush, water, and common cleaning agents. Marine growth like barnacles and algae under the dock may first need to be scraped off with a putty knife or similar tool.

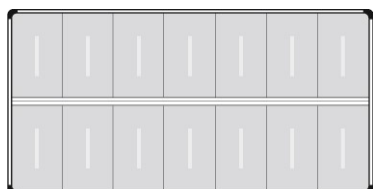
2. **Visual Inspection**

Check for any damage to the dock and ensure that no screws or accessories are loose.

3. **Storage and Drainage**

To prevent the float's volume and shape from changing due to temperature fluctuations, it is equipped with very small air holes. These holes are located on both short ends along the dock's sides. Because the float can "breathe," very small amounts of condensation may collect inside.

For this reason, it is best to store the dock on its side so any condensation can drain out through the air holes. Alternatively, you can stand the dock on its edge for a few minutes to drain and then store it flat.



Drain your dock by standing it on its side for a few minutes – preferably when taking it out of the water.

Warranty – EasyFloat Pontoon Docks

Scope and Commitment

Floattech Sweden AB provides a 5-year performance warranty for EasyFloat Pontoon Docks, guaranteeing that the product's performance will not deteriorate during the first 5 years. Performance in this context refers to the dock's weight and buoyancy.

Floattech Sweden AB also provides a 2-year warranty on EasyFloat Pontoon Docks including accessories. This warranty covers defects in the product's material and manufacturing process.

In addition to the above warranties, the buyer retains the right to report defects in the product in accordance with the Swedish Consumer Sales Act.

Remedy of Defects

If the product deteriorates during the warranty period in a way that is covered by the warranty, the seller must be contacted in writing as soon as possible. The seller will then take appropriate action to remedy the defect.

Exclusions

If the buyer, without prior agreement with the seller, undertakes any actions to correct the defect, the seller shall not be responsible for any resulting additional costs and/or consequential damages.

The warranty does not cover damages caused by:

- Natural disasters or accidents *)
- Neglect or misuse
- Abnormal use
- Incorrect assembly, installation, or maintenance (see manufacturer's guidelines and instructions)

The warranty also does not cover Indirect or consequential damages.

*) Examples include ice break-up, fire, flooding, storms, pollution, electrolysis, etc.

Maintenance Instructions for EasyFloat Pontoon Docks

EasyFloat is made from maintenance-free materials. This means your dock requires very little upkeep. However, we recommend the following measures to ensure many worry-free years of use with your EasyFloat Pontoon Dock.

If you live in a warm climate where ice is not a threat to the product, you may prefer to leave your dock in the water year-round. However, we recommend taking the following steps annually. For those living in colder regions with ice issues, these steps should be performed when the dock is taken out in the autumn.

1. **Cleaning**

EasyFloat is best cleaned using a pressure washer, or alternatively with a stiff brush, water, and common cleaning agents. Marine growth like barnacles and algae under the dock may first need to be scraped off with a putty knife or similar tool.

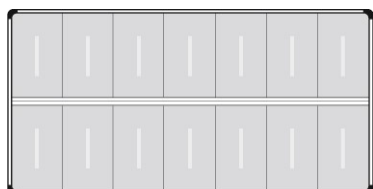
2. **Visual Inspection**

Check for any damage to the dock and ensure that no screws or accessories are loose.

3. **Storage and Drainage**

To prevent the float's volume and shape from changing due to temperature fluctuations, it is equipped with very small air holes. These holes are located on both short ends along the dock's sides. Because the float can "breathe," very small amounts of condensation may collect inside.

For this reason, it is best to store the dock on its side so any condensation can drain out through the air holes. Alternatively, you can stand the dock on its edge for a few minutes to drain and then store it flat.



Drain your dock by standing it on its side for a few minutes – preferably when taking it out of the water.

Warranty – EasyFloat Pontoon Docks

Scope and Commitment

Floattech Sweden AB provides a 5-year performance warranty for EasyFloat Pontoon Docks, guaranteeing that the product's performance will not deteriorate during the first 5 years. Performance in this context refers to the dock's weight and buoyancy.

Floattech Sweden AB also provides a 2-year warranty on EasyFloat Pontoon Docks including accessories. This warranty covers defects in the product's material and manufacturing process.

In addition to the above warranties, the buyer retains the right to report defects in the product in accordance with the Swedish Consumer Sales Act.

Remedy of Defects

If the product deteriorates during the warranty period in a way that is covered by the warranty, the seller must be contacted in writing as soon as possible. The seller will then take appropriate action to remedy the defect.

Exclusions

If the buyer, without prior agreement with the seller, undertakes any actions to correct the defect, the seller shall not be responsible for any resulting additional costs and/or consequential damages.

The warranty does not cover damages caused by:

- Natural disasters or accidents *)
- Neglect or misuse
- Abnormal use
- Incorrect assembly, installation, or maintenance (see manufacturer's guidelines and instructions)

The warranty also does not cover Indirect or consequential damages.

*) Examples include ice break-up, fire, flooding, storms, pollution, electrolysis, etc.

Maintenance Instructions for EasyFloat Pontoon Docks

EasyFloat is made from maintenance-free materials. This means your dock requires very little upkeep. However, we recommend the following measures to ensure many worry-free years of use with your EasyFloat Pontoon Dock.

If you live in a warm climate where ice is not a threat to the product, you may prefer to leave your dock in the water year-round. However, we recommend taking the following steps annually. For those living in colder regions with ice issues, these steps should be performed when the dock is taken out in the autumn.

1. **Cleaning**

EasyFloat is best cleaned using a pressure washer, or alternatively with a stiff brush, water, and common cleaning agents. Marine growth like barnacles and algae under the dock may first need to be scraped off with a putty knife or similar tool.

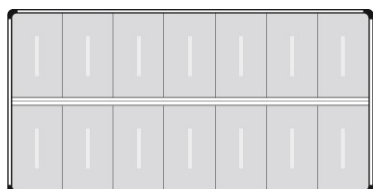
2. **Visual Inspection**

Check for any damage to the dock and ensure that no screws or accessories are loose.

3. **Storage and Drainage**

To prevent the float's volume and shape from changing due to temperature fluctuations, it is equipped with very small air holes. These holes are located on both short ends along the dock's sides. Because the float can "breathe," very small amounts of condensation may collect inside.

For this reason, it is best to store the dock on its side so any condensation can drain out through the air holes. Alternatively, you can stand the dock on its edge for a few minutes to drain and then store it flat.



Drain your dock by standing it on its side for a few minutes – preferably when taking it out of the water.